

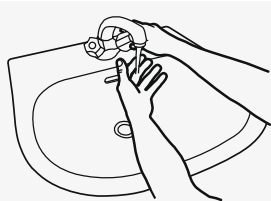
Figure II.2
How to handwash

Hand Hygiene Technique with Soap and Water



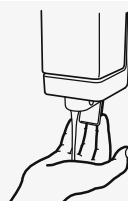
Duration of the entire procedure: 40-60 seconds

0



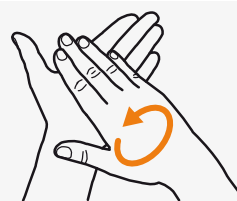
Wet hands with water;

1



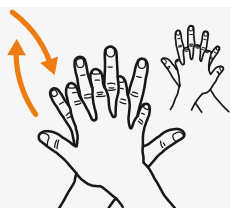
Apply enough soap to cover all hand surfaces;

2



Rub hands palm to palm;

3



Right palm over left dorsum with interlaced fingers and vice versa;

4



Palm to palm with fingers interlaced;

5



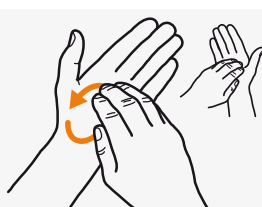
Backs of fingers to opposing palms with fingers interlocked;

6



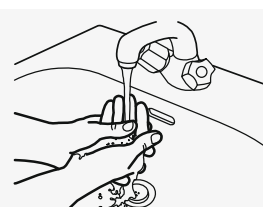
Rotational rubbing of left thumb clasped in right palm and vice versa;

7



Rotational rubbing, backwards and forwards with clasped fingers of right hand in left palm and vice versa;

8



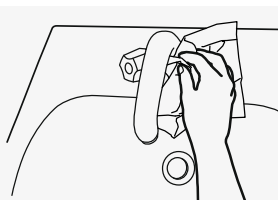
Rinse hands with water;

9



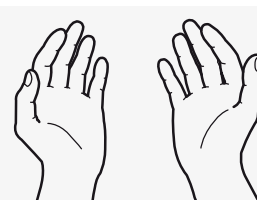
Dry hands thoroughly with a single use towel;

10



Use towel to turn off faucet;

11



Your hands are now safe.

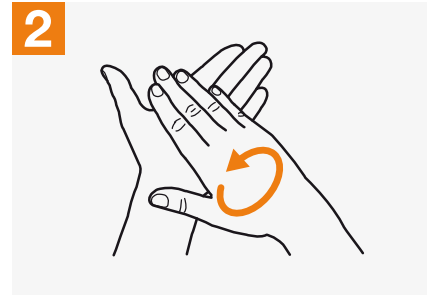
Figure II.1
How to handrub

Hand Hygiene Technique with Alcohol-Based Formulation

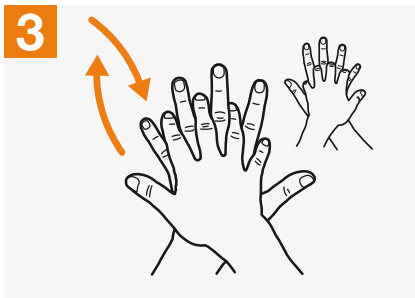
 **Duration of the entire procedure: 20-30 seconds**



Apply a palmful of the product in a cupped hand, covering all surfaces;



Rub hands palm to palm;



Right palm over left dorsum with interlaced fingers and vice versa;



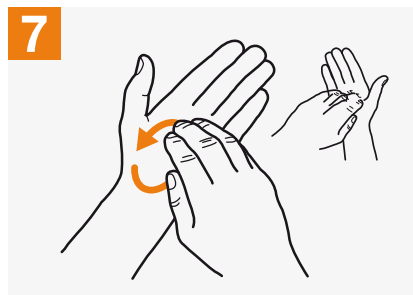
Palm to palm with fingers interlaced;



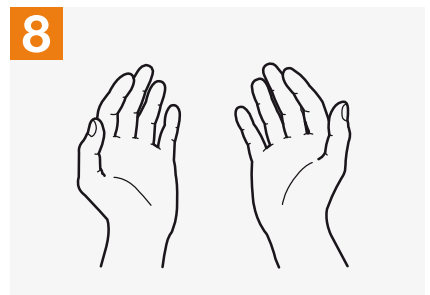
Backs of fingers to opposing palms with fingers interlocked;



Rotational rubbing of left thumb clasped in right palm and vice versa;



Rotational rubbing, backwards and forwards with clasped fingers of right hand in left palm and vice versa;



Once dry, your hands are safe.